

○ MUSIC  city COUNSELOR


THANK YOU FOR YOUR  
PURCHASE!



Hey y'all, Laura here! I so appreciate when you please take a moment to leave a review on my resources on my TpT Store. Thanks for your support! Enjoy the resource!

♥ *laura oathout*

LET'S CONNECT!



For helpful ideas, engaging resources, and freebies, please check out my website and membership!

○ ♥ **WEBSITE:** [www.musiccitycounselor.com](http://www.musiccitycounselor.com)

♥ **MEMBERSHIP:** [www.counselorcollab.com](http://www.counselorcollab.com)

# ASCA MINDSETS & BEHAVIORS:

## Category 1: Mindset Standards

- M1: Belief in development of whole self, including a healthy balance of mental, social-emotional, and physical well-being
- M2: Sense of acceptance, respect, support, and inclusion for self and others in the school environment

## Category 2: Behavior Standards

- B-SS 2: Positive, respectful, and supportive relationship with students who are similar to and different from them
- B-SS 4: Empathy
- B-SS 5: Ethical decision-making and social responsibility
- B-SS 6: Effective collaboration and cooperation skills



# DIRECTIONS PAGE 1:

This lesson will take approximately 45 minutes to complete.

## Materials Needed:

- Printed materials
- Scissors
- Crayons or markers
- Pencils
- Glue sticks

## Recommended Sequence:

1. Review the PowerPoint or digital for Google Slides™ presentation.
2. Review the instructional posters and display the bulletin board if you'd like.
3. Use the discussion cards with students.
4. Complete the craft, a worksheet, or a coloring page of your choice.
5. Students can decorate the mini story book and take it home to read with their families.

## Presentation:

Both a PowerPoint and digital for Google Slides™ presentation are included.

This presentation teaches students all about **caring**. First, students "meet" Cassie and Carla, the "Caring Sisters." Then, students learn the **definition of caring**. Next, students listen to a story about Cassie and Carla who find a lost kitten in the woods and take care of him. Then, students "turn and talk" with a partner and discuss 2 reflection questions about the story. Next, students learn **7 ways to be caring**. Finally, students can "turn and talk" with a partner to reflect on how they can be more caring in their lives.

## Bulletin Board:

**9 beautiful posters** are included as well as printable letters that say **BE CARING**. Please cut out the letters and staple them to the top of your bulletin board. Then, display the posters in any order that you'd like. Please see the sample on the next page.



# SAMPLE BULLETIN BOARD

## BE CARING





# DIRECTIONS PAGE 2:

## Discussion Cards:

12 discussion cards are included. You may choose to use these as a whole group or divide students into small groups. I prefer to divide students into groups of 2-4 and give each group 2-3 cards. Students can discuss their thoughts with their small group then share out with the class.

## "Caring Cat" Craft:

This cute "Caring Cat" craft includes 2 options – please choose the one that you prefer, or let students pick! Students can write on the lines about a time when they were caring to others. Then, they can color their cat, cut it out, and glue it onto a piece of construction paper.

## Mini Story Book:

This is a half-page version of the "The Caring Sisters" story from the presentation. Please print one story for each student, cut it down the middle, and staple it at the top. Students can color the story and take it home to read with their families.

## Worksheets & Coloring Pages:

Assorted worksheets and coloring pages are included. Please choose those that best fit the needs and abilities of your students, and the amount of time that you have.

Questions, comments, or suggestions? Please contact me any time at [laura@musiccitycounselor.com](mailto:laura@musiccitycounselor.com). I'm here to help! ☺

PS I SO appreciate when you please take a moment to leave a review on my resources on TpT. It earns you credits towards future purchases, helps other educators find quality resources, and helps my small business grow.



# SAMPLE CRAFT:




© Music City Counselor



# **MINI PRINTABLE STORY**





# The **CARING SISTERS**


© Music City Counselor

: Meet Cassie and Carla! They are 2<sup>nd</sup> graders who  
love dancing ballet, animals, and playing piano.  
Everyone knows them as the Caring Sisters!




© Music City Counselor

: One fall day, a little grey kitten wandered alone :  
in the woods. He was lost.



© Music City Counselor


: Cassie and Carla were on a walk and noticed the :  
lonely kitten all by himself.



© Music City Counselor



∴ They decided to get a closer look. The sisters  
could tell that he was scared, cold, and wet.



© Music City Counselor

∴ Cassie and Carla picked up the kitten and  
wrapped him up in a warm scarf.




© Music City Counselor

The girls decided to take the kitten home.



© Music City Counselor



Cassie and Carla made a warm bed for the kitten and offered him some milk.



© Music City Counselor



: • Soon the kitten was warm, dry, and happy! The • :  
sisters named him "Lucky."



© Music City Counselor

: • Carla and Cassie decided to keep Lucky as their • :  
kitten forever. Lucky slept with them in their cozy,  
warm bed and was one happy and loved kitty!



© Music City Counselor

∴ Write and draw about how you can be caring. ∴

---

---

---

∴

∴



# **BULLETIN BOARD**

BE

CAR



ING

# 7 Ways to Be CARING

Help others



Listen to others



Share



Be kind



Comfort, support



Appreciate others



Include others





# What is **CARING?**

Caring means showing love and kindness to others. It means helping others feel safe, happy, and supported.



# How to be **CARING**

Help others





# How to be **CARING**

Listen to others






# How to be **CARING**

Share



# How to be **CARING**


Be kind





# How to be **CARING**

Comfort +  
support others





# How to be **CARING**

Appreciate  
others



# How to be **CARING**


Include others





# **DISCUSSION CARDS**






What is  
caring?



What did the  
girls find on  
their walk?

How do you think the  
kitten was feeling?



Why did  
the sisters  
decide to  
help the  
kitten?




How were the girls  
caring to the kitten?



What would you  
do if you saw an  
animal in need?









Share  
about a  
time  
when you  
were  
caring.

© Music City Counselor



Share about  
a time when  
someone  
was caring  
to you.

© Music City Counselor



Why is  
being  
caring  
important?

© Music City Counselor



What are  
2 ways to  
be  
caring?

© Music City Counselor



What does  
caring  
mean to  
you?

© Music City Counselor




How can  
you be  
more  
caring?

© Music City Counselor

A decorative border with a pink and white marbled pattern surrounds the central text.

# CRAFT





I AM CARING WHEN I

© Music City Counselor

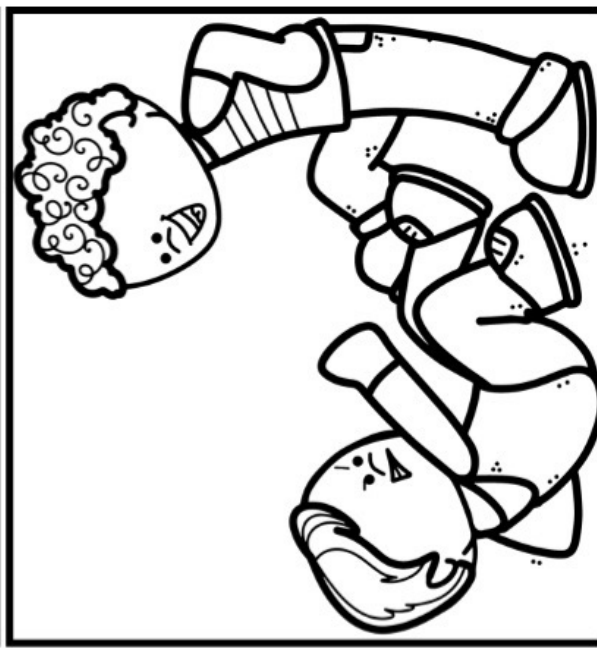








# WORKSHEETS

Name: \_\_\_\_\_

# Color the pictures that show **CARING CHOICES.**





Name: \_\_\_\_\_


# CARING

What does caring mean to you?

---

---


---



Name: \_\_\_\_\_

# CARING

Share about a time when you were  
caring to others.






# **COLORING PAGES**


# CARING

I can help others.



# CARING


I can listen to others.






# CARING

I can share with others.



# CARING

I can be kind to others.



# CARING

I can comfort others.

QUIET, PLEASE





# CARING



I can appreciate others.

Aa Bb Cc Dd Ee Ff Gg Hh Ii Mm Nn Oo  
Pp Qq Rr Ss Tt Uu Vv Ww Xx Yy Zz



0 1 2 3 4 5 6 7 8 9 10  
11 12 13 14 15 16 17 18 19 20

and the  
to a  
go you  
be play



# CARING

I can include others.



# ○ TERMS OF USE:

- Make copies for the purchaser's classroom AND share copies with other educators within your school building
- Reference (without distribution) this product in blog posts, seminars, professional development workshops, or other such venues provided there is both credit given to myself as the author and a link back to my TpT store included in the post/presentation

• YOU MAY •

- Claim the work as your own, alter the files in any way, or remove/attempt to remove the copyright
- Share this product with educators outside of your school building
- Repackage, sell, or giveaway this product to others
- Offer to share this product anywhere on the internet as a download or copy

• YOU MAY NOT •



Please contact me any time at [laura@musiccitycounselor.com](mailto:laura@musiccitycounselor.com) with questions, suggestions, resource requests, or comments. I'm here to help and would love to hear from you!

♥ Laura Oathout

## THIS RESOURCE WAS MADE POSSIBLE THANKS TO:

